

# Cleavage Fragment Statistics for Peptide Mass Fingerprinting with Weight-Accumulating Markov Models

Sven Rahmann

Algorithms and Statistics for Systems Biology Group  
Genome Informatics, Faculty of Technology, Bielefeld University, Germany

DMV-Jahrestagung, Bonn, 21.09.2006




# Peptide Mass Fingerprinting

## Protein Identification

- Isolate all copies of one protein from a cell
- Digest these proteins deterministically into **fragments** (peptides)
- Measure fragment masses by mass spectrometry
- Compare **peptide mass fingerprint** (PMF) to predicted PMF of database proteins
- Return database protein that “fits best”
- Compute significance of “best fit”

# Peptide Mass Fingerprinting



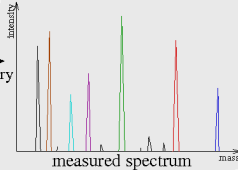
separated protein

tryptic  
digestion



peptide mixture

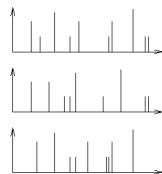
mass  
spectrometry



measured spectrum



protein database



simulated spectra

12.2

0.23

18.3

0.0001

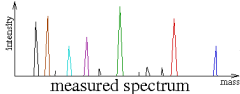
8.5

0.48

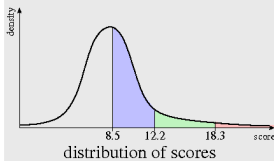
score

significance  
(p-value)

A: 7% C: 5% D: 5%  
E: 2% F: 2% ...  
ratio of amino acids



measured spectrum



distribution of scores

# Protein Space – just strings

## Definition (Protein sequence)

A protein is a word of some length  $\ell \geq 1$  over amino acid alphabet  $\Sigma$ .

# Protein Space – just strings

## Definition (Protein sequence)

A protein is a word of some length  $\ell \geq 1$  over amino acid alphabet  $\Sigma$ .

## Definition (Random protein model)

For a given length  $\ell \geq 1$  and amino acid frequencies  $f = (f(a))_{a \in \Sigma}$ , assign a probability to every protein sequence  $s = (s_1, \dots, s_\ell)$ :

$$\mathbb{P}_\ell(S = s) = \prod_{i=1}^{\ell} f(s_i).$$

# Protein Space – just strings

## Definition (Protein sequence)

A protein is a word of some length  $\ell \geq 1$  over amino acid alphabet  $\Sigma$ .

## Definition (Random protein model)

For a given length  $\ell \geq 1$  and amino acid frequencies  $f = (f(a))_{a \in \Sigma}$ , assign a probability to every protein sequence  $s = (s_1, \dots, s_\ell)$ :

$$\mathbb{P}_\ell(S = s) = \prod_{i=1}^{\ell} f(s_i).$$

No masses so far

# Protein masses – weighted strings

## Definition (Amino acid mass)

Every amino acid  $a$  has a mass distribution  $\mathcal{L}_a$ , derived from

- isotopic distributions of its component atoms,
- modification probabilities,
- mass distributions of modifying groups.

# Protein masses – weighted strings

## Definition (Amino acid mass)

Every amino acid  $a$  has a mass distribution  $\mathcal{L}_a$ , derived from

- isotopic distributions of its component atoms,
- modification probabilities,
- mass distributions of modifying groups.

## Definition (Protein mass)

Every amino acid  $s_i$  of protein  $s \in \Sigma^\ell$  has a **random mass**  $\mu_{s_i}$  drawn from its distribution  $\mathcal{L}_{s_i}$ .

$$\mu_s = \mu_{s_1} + \mu_{s_2} + \cdots + \mu_{s_\ell} \quad \text{and} \quad \mathcal{L}_s = \mathcal{L}_{s_1} \star \mathcal{L}_{s_2} \star \cdots \star \mathcal{L}_{s_\ell}.$$



# Protein Cleavage – getting the PMF

## Definition (Standard cleavage scheme)

A **standard cleavage scheme**  $(\Gamma, \Pi)$  is specified by

- a set  $\Gamma$  of **cleavage characters**
- a set  $\Pi$  of **prohibition characters**

Semantics: cut after aa from  $\Gamma$  unless followed by aa from  $\Pi$ .

# Protein Cleavage – getting the PMF

## Definition (Standard cleavage scheme)

A **standard cleavage scheme**  $(\Gamma, \Pi)$  is specified by

- a set  $\Gamma$  of **cleavage characters**
- a set  $\Pi$  of **prohibition characters**

Semantics: cut after aa from  $\Gamma$  unless followed by aa from  $\Pi$ .

## Example (Trypsin)

$\Gamma = \{K, R\}$ ,  $\Pi = \{P\}$ ; cuts after lys or arg unless followed by pro.

SwissProt frequencies:  $f(K) + f(R) = 11.25\%$ ,  $f(P) = 4.83\%$ .

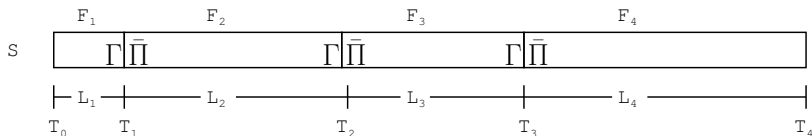
# Protein Cleavage – getting the PMF

## Definition (Standard cleavage scheme)

A **standard cleavage scheme**  $(\Gamma, \Pi)$  is specified by

- a set  $\Gamma$  of **cleavage characters**
- a set  $\Pi$  of **prohibition characters**

Semantics: cut after aa from  $\Gamma$  unless followed by aa from  $\Pi$ .



## Example (Trypsin)

$\Gamma = \{K, R\}$ ,  $\Pi = \{P\}$ ; cuts after lys or arg unless followed by pro.

SwissProt frequencies:  $f(K) + f(R) = 11.25\%$ ,  $f(P) = 4.83\%$ .

# Computational problems

For given

- random protein model and sequence length,
- amino acid mass distribution, and
- cleavage rules,

# Computational problems

For given

- random protein model and sequence length,
- amino acid mass distribution, and
- cleavage rules,

determine efficiently

- the distribution of the number of fragments,

# Computational problems

For given

- random protein model and sequence length,
- amino acid mass distribution, and
- cleavage rules,

determine efficiently

- the distribution of the number of fragments,
- the distribution of the fragment lengths,

# Computational problems

For given

- random protein model and sequence length,
- amino acid mass distribution, and
- cleavage rules,

determine efficiently

- the distribution of the number of fragments,
- the distribution of the fragment lengths,
- the joint length-mass distribution, and

# Computational problems

For given

- random protein model and sequence length,
- amino acid mass distribution, and
- cleavage rules,

determine efficiently

- the distribution of the number of fragments,
- the distribution of the fragment lengths,
- the joint length-mass distribution, and
- **mass occurrence probabilities**: probability that there exists at least one fragment with mass in a given range



# Possible approaches

- Enumeration of all  $20^\ell$  protein sequences
  - ▶ Exact, but infeasible for  $\ell \geq 10$

# Possible approaches

- Enumeration of all  $20^\ell$  protein sequences
  - ▶ Exact, but infeasible for  $\ell \geq 10$
- Sampling of random proteins
  - ▶ Not exact (rare events)

# Possible approaches

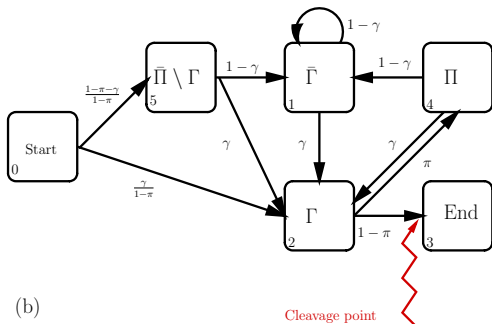
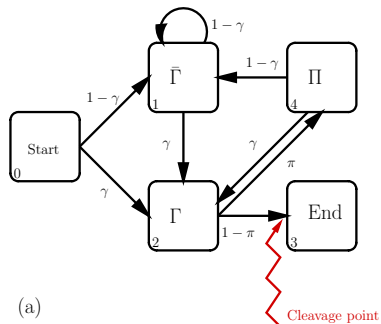
- Enumeration of all  $20^\ell$  protein sequences
  - ▶ Exact, but infeasible for  $\ell \geq 10$
- Sampling of random proteins
  - ▶ Not exact (rare events)
- Estimation from database
  - ▶ Large database required for high precision
  - ▶ Also not exact (rare events)

# Possible approaches

- Enumeration of all  $20^\ell$  protein sequences
  - ▶ Exact, but infeasible for  $\ell \geq 10$
- Sampling of random proteins
  - ▶ Not exact (rare events)
- Estimation from database
  - ▶ Large database required for high precision
  - ▶ Also not exact (rare events)

Is there an exact and efficient method?

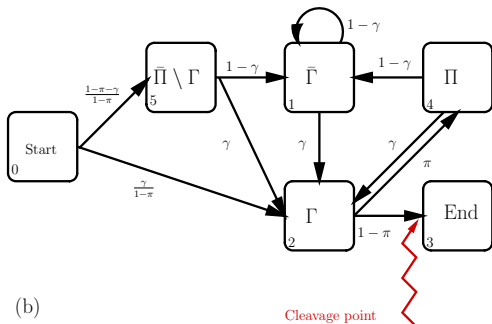
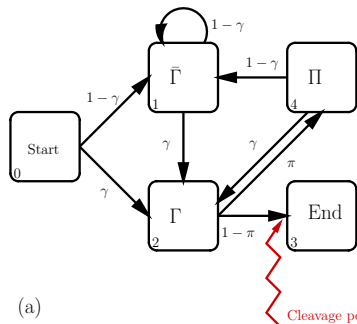
# “Weight-accumulating Markov Chains (WAMMs)”



WAMM: generative probabilistic cleavage model

Left: Initial fragment. Right: Following fragments.

# “Weight-accumulating Markov Chains (WAMMs)”

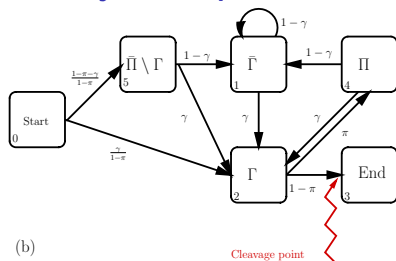
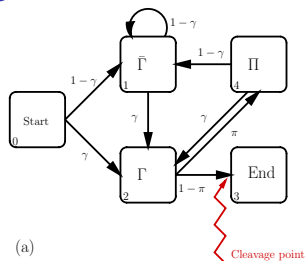


WAMM: generative probabilistic cleavage model

Left: Initial fragment. Right: Following fragments.

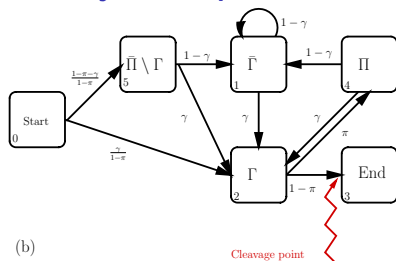
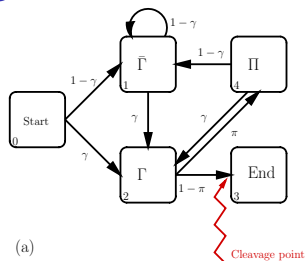
A WAMM can be derived from a standard cleavage scheme  $(\Gamma, \Pi)$ , or from more complicated cleavage rules.

# Using WAMMs for Probability Computations



- $h_i^l[m] := \mathbb{P}(\text{in state } i \text{ after } l \text{ steps, accumulated mass } m),$
- $g_i[m] := \mathbb{P}(\text{mass} = m \mid \text{State} = i),$

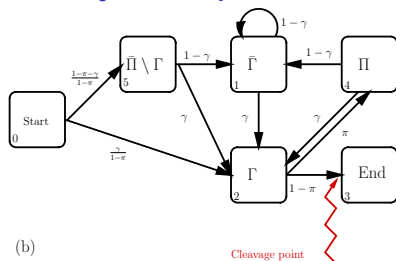
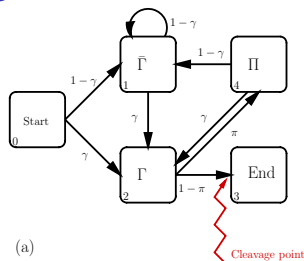
# Using WAMMs for Probability Computations



- $h_i^l[m] := \mathbb{P}(\text{in state } i \text{ after } l \text{ steps, accumulated mass } m)$ ,
- $g_i[m] := \mathbb{P}(\text{mass} = m \mid \text{State} = i)$ ,
- Matrix  $P :=$  Transition matrix of the WAMM.



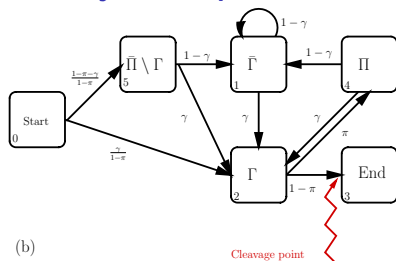
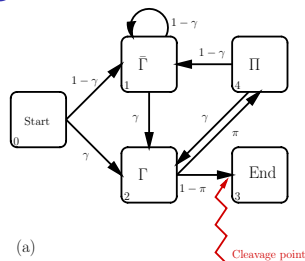
# Using WAMMs for Probability Computations



- $h_i^l[m] := \mathbb{P}(\text{in state } i \text{ after } l \text{ steps, accumulated mass } m)$ ,
- $g_i[m] := \mathbb{P}(\text{mass} = m \mid \text{State} = i)$ ,
- Matrix  $P :=$  Transition matrix of the WAMM.

$$\text{Then } h_i^l[m] = \sum_{m'} \left( \sum_k h_k^{l-1}[m - m'] \cdot P_{ki} \right) \cdot g_i[m']$$

# Using WAMMs for Probability Computations

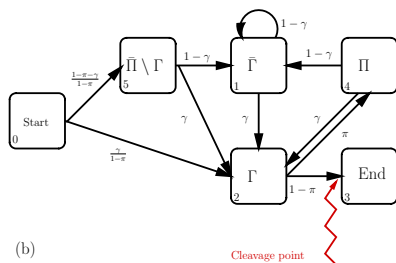
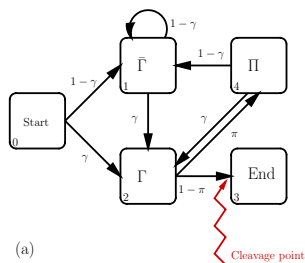


- $h_i^l[m] := \mathbb{P}(\text{in state } i \text{ after } l \text{ steps, accumulated mass } m)$ ,
- $g_i[m] := \mathbb{P}(\text{mass} = m \mid \text{State} = i)$ ,
- Matrix  $P :=$  Transition matrix of the WAMM.

$$\text{Then } h_i^l[m] = \sum_{m'} \left( \sum_k h_k^{l-1}[m - m'] \cdot P_{ki} \right) \cdot g_i[m']$$

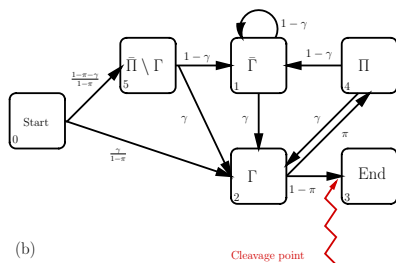
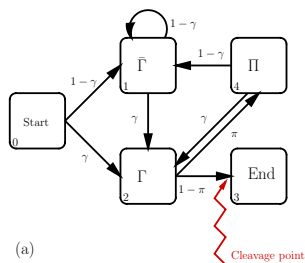
$$\mathbb{P}(\text{fragment has length } l \text{ and mass } m) = h_{\text{End}}^{l+1}[m]$$

# Using WAMMs for Probability Computations



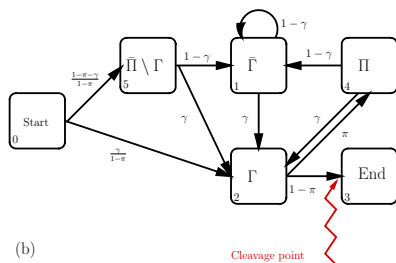
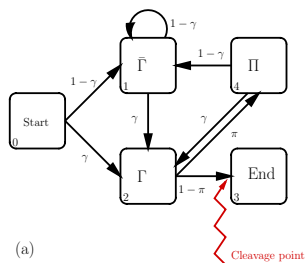
- Matrix  $H^{(l)} := (h_i^l[m])_{m \in \text{masses}, i \in \text{states}}$   
(contains the joint mass-state distribution after  $l$  steps),

# Using WAMMs for Probability Computations



- Matrix  $H^{(l)} := (h_i^l[m])_{m \in \text{masses}, i \in \text{states}}$   
(contains the joint mass-state distribution after  $l$  steps),
- Matrix  $G := (g_i[m])_{m \in \text{masses}, i \in \text{states}}$ ,
- Matrix  $P :=$  Transition matrix of the WAMM.

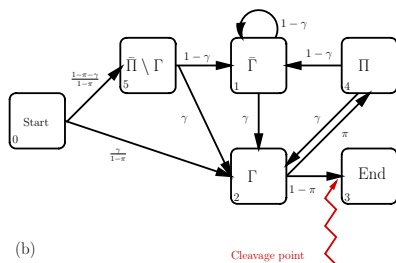
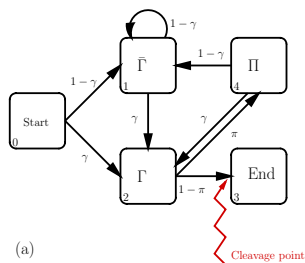
# Using WAMMs for Probability Computations



- Matrix  $H^{(l)} := (h_i^l[m])_{m \in \text{masses}, i \in \text{states}}$   
(contains the joint mass-state distribution after  $l$  steps),
- Matrix  $G := (g_i[m])_{m \in \text{masses}, i \in \text{states}}$ ,
- Matrix  $P :=$  Transition matrix of the WAMM.

$$\text{Then } H^{(l)} = (H^{(l-1)} \cdot P) \star G.$$

# Using WAMMs for Probability Computations



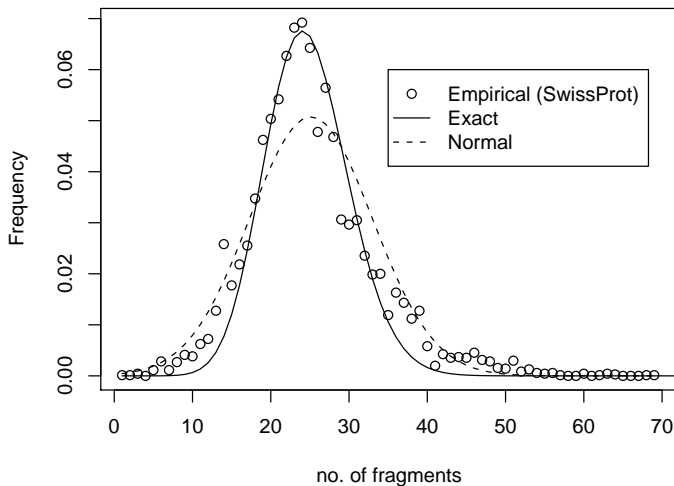
- Matrix  $H^{(l)} := (h_i^l[m])_{m \in \text{masses}, i \in \text{states}}$   
(contains the joint mass-state distribution after  $l$  steps),
- Matrix  $G := (g_i[m])_{m \in \text{masses}, i \in \text{states}}$ ,
- Matrix  $P :=$  Transition matrix of the WAMM.

$$\text{Then } H^{(l)} = (H^{(l-1)} \cdot P) \star G.$$

This is an **update formula** for the mass-state distribution.

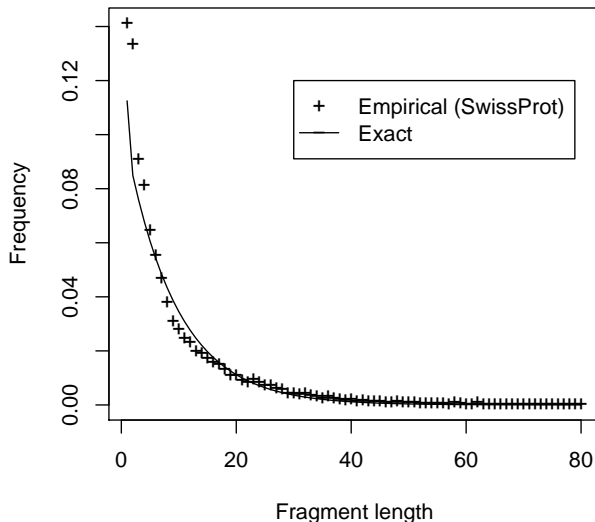
# Results: Number of Fragments

Fragment number distribution of proteins of length  $207 \pm 7$ .



# Fragment Lengths

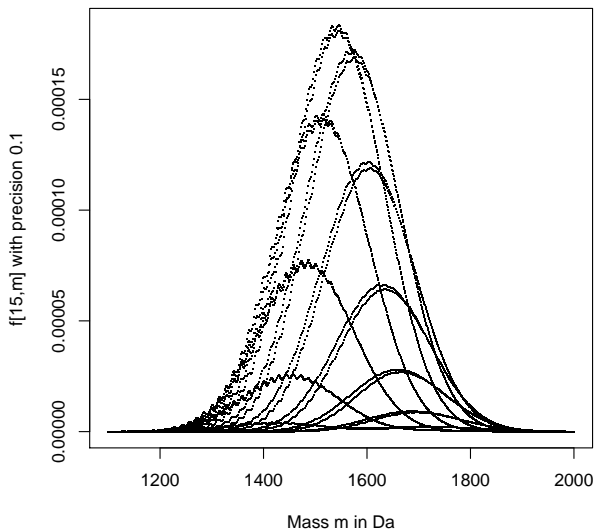
Distribution of fragment lengths of SwissProt proteins





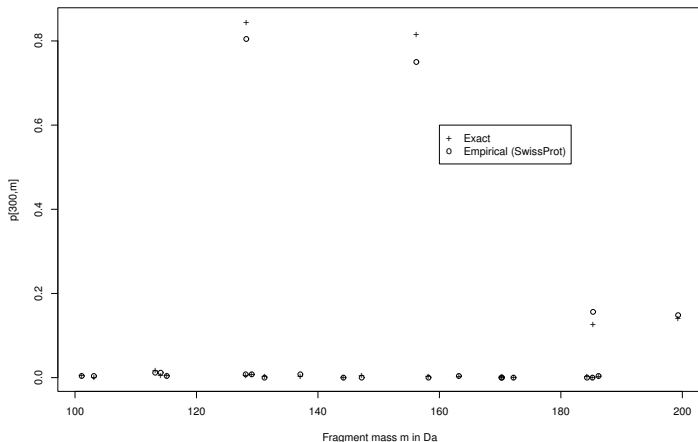
# Joint Length-Mass Distribution

Fragment mass distribution; length = 15, High precision = 0.1 Da.



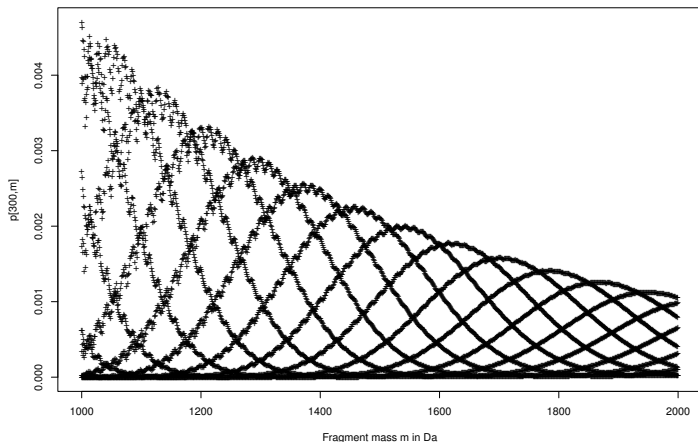
# Mass Occurrence Probabilities

Fragment mass occurrence probabilities for proteins of length 300

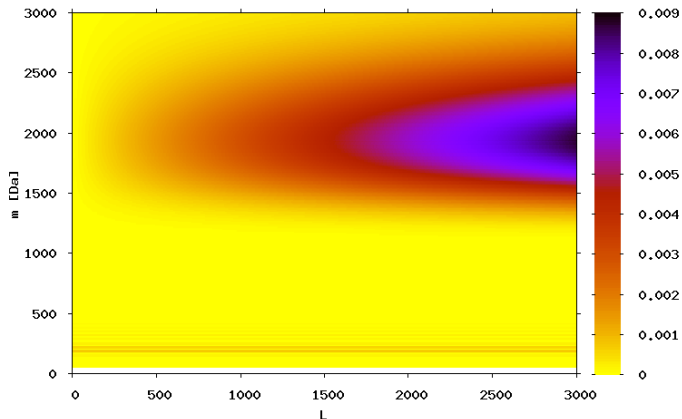


# Mass Occurrence Probabilities

Fragment mass occurrence probabilities for proteins of length 300



# Mass Occurrence Probabilities



# Summary

- New computational framework “WAMM”



# Summary

- New computational framework “WAMM”
- Only aa frequencies needed



# Summary

- New computational framework “WAMM”
- Only aa frequencies needed
- Elegant formulation and update equation:  
$$H^{(l)} = (H^{(l-1)} \cdot P) \star G.$$



# Summary

- New computational framework “WAMM”
- Only aa frequencies needed
- Elegant formulation and **update equation**:  
$$H^{(l)} = (H^{(l-1)} \cdot P) \star G.$$
- Applicable to probability computations in mass spectrometry, to significance computations for peptide mass fingerprinting, e.g., what's the probability that a random protein contains a fragment with mass in a given range?





# Acknowledgments

## Joint work with

- Hans-Michael Kaltenbach
- Sebastian Böcker



# Acknowledgments

## Joint work with

- Hans-Michael Kaltenbach
- Sebastian Böcker

## Thanks to

- International NRW Graduate School in Bioinformatics and Genome Research, Bielefeld
- Henner Sudek, Marcel Martin and Tobias Marschall



# Acknowledgments

## Joint work with

- Hans-Michael Kaltenbach
- Sebastian Böcker

## Thanks to

- International NRW Graduate School in Bioinformatics and Genome Research, Bielefeld
- Henner Sudek, Marcel Martin and Tobias Marschall

## Thank you for listening

Questions?



INTERNATIONAL GRADUATE SCHOOL  
BIOINFORMATICS & GENOME RESEARCH